

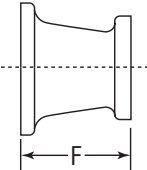


CAST IRON FLANGED FITTINGS



Class 125 (Standard)

 FIGURE 825 Flanged Concentric Reducer	Size				F		Unit Weight			
							Black		Galv.	
	NPS	DN	NPS	DN	in	mm	lbs	kg	lbs	kg
 	2	50	1½	40	5	127	12.00	5.44	–	–
	2½	65	1½	40	5½	127	12.00	5.44	–	–
			2	50			14.00	6.35	–	–
	3	80	1½	40	6	152	14.00	6.35	–	–
			2	50			16.00	7.26	–	–
			2½	65			19.00	8.62	19.00	8.62
	4	100	2	50	7	178	24.00	10.88	24.00	10.88
			2½	65			26.00	11.79	–	–
			3	80			28.00	12.70	28.00	12.70
	5	125	3	80	8	203	32.00	14.51	–	–
			4	100			39.00	17.69	–	–
	6	150	2	50	9	229	34.00	15.42	–	–
			2½	65			37.00	16.78	–	–
			3	80			39.00	17.69	–	–
			4	100			47.00	21.32	47.00	21.32
			5	125			50.00	22.68	–	–
	8	200	4	100	11	279	66.00	29.93	–	–
			5	125			71.00	32.20	–	–
			6	150			77.00	34.92	77.00	34.92
	10	250	6	150	12	305	100.00	45.35	–	–
8			200	120.00			54.42	–	–	
12	300	6	150	14	356	140.00	63.49	–	–	
		8	200			155.00	70.29	–	–	
		10	250			180.00	81.63	–	–	

Note: See following page for pressure-temperature ratings.

PROJECT INFORMATION		APPROVAL STAMP	
Project:		<input type="checkbox"/> Approved	
Address:		<input type="checkbox"/> Approved as noted	
Contractor:		<input type="checkbox"/> Not approved	
Engineer:		Remarks:	
Submittal Date:			
Notes 1:			
Notes 2:			

Class 125 (Standard) and Class 250 (Extra Heavy)



For Listings/Approval Details and Limitations, visit our website at www.anvilintl.com or contact an Anvil Sales Representative.

Specifications

All Cast Iron Flanged Fittings and Flanges in sizes listed are made to ASME and are marked 125 or 250 for pipe sizes 12 NPS (300 DN) and smaller. Unless otherwise specified, cast iron flanges and fittings are drilled and faced in accordance with ASME B 16.1.

Coatings

Flanged fittings and flanges are available in both black painted and galvanized. Consult an Anvil Representative for available sizes.

Sizes

Size of all flanged fittings and flanges scheduled indicates nominal pipe diameter of ports. Standard reducing elbows carry the same dimensions center-to-face as regular elbows of largest straight size.

Ordering

To order reducing companion flanges, specify threaded or reduced size first, then the outside diameter of flange wanted. For instance, if a reducing flange is required to connect a 5-inch pipe to an 8-inch flanged valve or fitting having a 13 1/2 inch O.D. flange, order: 5 x 13 1/2 inch standard reducing flange.

Dimensions

Bolt holes for bolts smaller than 1 3/4 inches (44mm) in diameter are drilled 1/8 inch larger than the bolt diameter; 1 3/4 inch (44mm) and larger bolts have holes drilled 1/4 inch (6mm) larger than bolt diameter. Bolt holes straddle the center line. Bolt holes are spot faced on order only.

Tolerances

An inspection limit of plus or minus 1/32 inch (1mm) shall be allowed on all center to contact surface dimensions for sizes up to and including 10 NPS (250 DN); plus or minus 1/16 inch (1.5mm) on sizes larger than 10 NPS (250 DN). Inspection limit of plus or minus 1/16 inch (1.5mm) shall be allowed on all contact surface to contact surface dimensions for sizes up to and including 10 NPS (250 DN); plus or minus 1/8 inch (3mm) on sizes larger than 10 NPS (250 DN). The largest opening in the fitting governs the tolerance to be applied to all openings.



Cast Iron Flanged Fittings and Cast Iron Flanges

Temperature		Pressure*			
		Class 125		Class 250	
		1"-12"		1"-12"	
(°F)	(°C)	psi	bar	psi	bar
-20° to 150°	-28.9° to 65.6°	200	13.8	500	34.5
200°	93.3°	190	13.1	460	31.7
225°	107.2°	180	12.4	440	30.3
250°	121.1°	175	12.1	415	28.6
275°	135.0°	170	11.7	395	27.2
300°	148.9°	165	11.4	375	25.9
325°	162.8°	155	10.7	355	24.5
350°	178.3°	150	10.3	335	23.1
375°	190.6°	145	10.0	315	21.7
400°	207.8°	140	9.7	290	20.0
425°	218.3°	130	9.0	270	18.6
450°	232.2°	125	8.6	250	17.2

* Applies to fittings and flanges manufactured with ASTM A-126 Class B material only.

Standards and Specifications

	Dimensions	Material	Galvanizing**	Thread	Pressure Rating
CAST IRON FLANGES AND FLANGED FITTINGS					
Class 125 (1"-12")	ASME B16.1	ASTM A- 126 (A) or (B)	ASTM A-153	ASME B1.20.1	ASME B16.1
Class 250 (1"-12")	ASME B16.1	ASTM A- 126 (A) or (B)	ASTM A-153	ASME B1.20.1	ASME B16.1

** ASTM B 633. Type I, SC 4, may be supplied as alternate zinc coating per applicable ASME B16 product standard.